

# BUBLIING XL PRM







TECHNICAL DATA SHEET OF THE MODEL





## NO OBSTRUCTIONS IN THE WAY, NO LIMITS TO COMFORT.

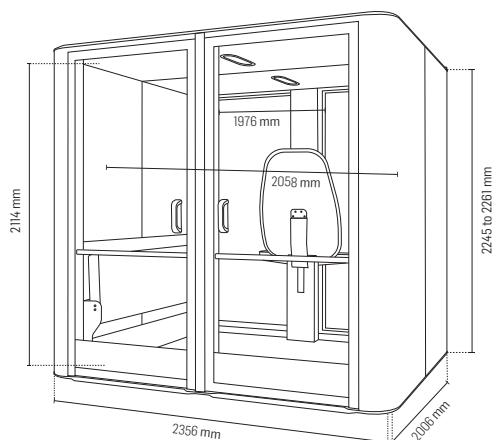
Facilitates mobility and access without compromising functionality, making it the ideal choice for spaces that require inclusion, efficiency, and comfort — for truly inclusive experiences.

-  A space for 6 people.
-  Class A soundproofing.
-  Guaranteed privacy and comfort.
-  Automatic ventilation and lighting.
-  Integrated digital control.
-  Designed for PRM.

## BUBLIING XL PRM | TECHNICAL SPECIFICATIONS

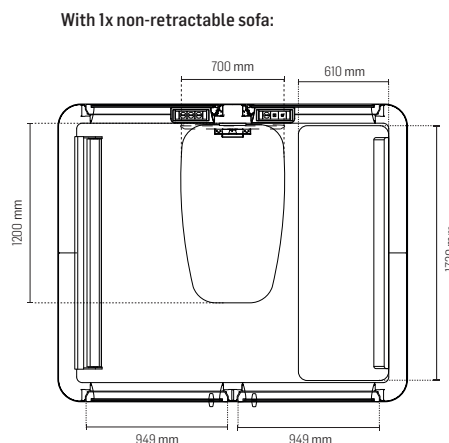
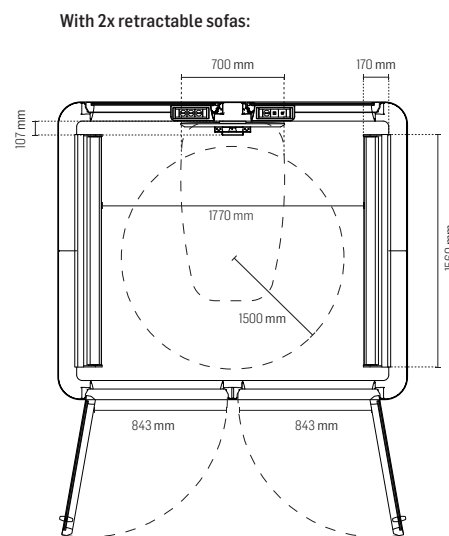
### GENERAL DESCRIPTION

<b>Dimensions</b>	<b>Exterior:</b> 2356x2006x2245 to 2261 mm / 92,76x78,98x88,39 to 98,00 in. <b>With Bubliing Fresh Air:</b> + 50 mm / 1,97 in. <b>Interior:</b> 2058x1976x2114 mm / 81,09x77,80x83,23 in. <b>Entrance height:</b> 23 mm / 0,91 in. <b>The door:</b> 2134x949 mm / 83,90x37,36 in. <b>Entrance area:</b> 843 mm / 33,19 in.
<b>Standard weight</b>	932 kg / 2054 lb.
<b>Acoustics</b>	<b>Class A</b>   $D_{BA} > 30$ dB. Guaranteed speech level reduction according to the ISO 23351-1 test method, with one of the best ratings in the industry.
<b>Fan airflow</b>	<b>Airflow:</b> 1121,6 m <sup>3</sup> /h (8 fans). The air is renewed, on average, every 5,6 minutes. In standby mode, the system runs for 10 minutes per hour. The airflow can be manually adjusted.
<b>Lighting</b>	<b>Ceiling light:</b> LED lighting with a color temperature of 3500K-4000K. Lighting is automatic and can be manually adjusted.
<b>Presence indicators</b>	Exterior LED sensor technology with red or green light.
<b>Mobility</b>	High-strength leveling feet adjustable from inside the cabin. The BUBLIING is designed for people with reduced mobility and wheelchair users. Ramp with an entry height of 23 mm / 0,91 in.



### MATERIALS

<b>Exterior</b>	<b>Exterior panels:</b> Made of replaceable thermolacquered steel available in 10 colors. <b>Frame and door:</b> Made of matte black RAL 9005 lacquered aluminum, with invisible pivot hinge. <b>Handle:</b> Black. <b>Glass:</b> 8 mm / 0,31 in clear acoustic glass.
<b>Interior</b>	<b>Structure:</b> Metal frame, wood, and recycled acoustic foam. <b>Upholstery:</b> 100% polyester fabric available in 12 colors. <b>Flooring:</b> 100% polyamide carpet available in 4 colors. <b>Table:</b> Birch plywood top coated with white thermolaminate, black anti-fingerprint, or wood imitation. Retractable table frame in black metal.
<b>Standard furniture</b>	<b>Open retractable table dimension:</b> 1200x700x730 mm / 47,24x27,56x28,74 in. Table height is 730 mm / 28,74 in. Maximum load capacity for the table is 40kg / 88,18 lb. <b>Open retractable sofa dimension (2):</b> 1560x461x465 mm / 61,42x18,15x18,31 in. Sofas upholstered in 100% polyester fabric available in 12 colors. Maximum load capacity for each seat is 150 kg / 330,69 lb. <b>Coat hooks (2):</b> Black lacquered at 1200 mm / 47,24 in. <b>Support bars (2):</b> Black, located on the door interior, at a height of 850 mm / 33,46 in. <b>Protective plates (4):</b> Black, for the door interior and exterior, 840x180 mm / 33,07x7,09 in.
<b>Optional furniture</b>	<b>Non-retractable sofa dimensions (1):</b> 1720x610x450 mm / 67,72x24,02x17,72 in. Sofa upholstered in 100% polyester fabric available in 12 colors. Maximum load capacity for the seat is 375 kg / 826,74 lb. <b>Cushion for non-retractable sofa:</b> 500x300 mm / 19,69x11,81 in upholstered in 100% polyester fabric available in 12 colors.



# BUBLIING XL PRM | TECHNICAL SPECIFICATIONS

## TOLERANCES

<b>Manufacturing</b>	The parts undergo dimensional quality control, with a permissible linear variation of $\pm 3/1000$ mm. This tolerance applies proportionally to the total length, allowing for minor cumulative deviations.
----------------------	-------------------------------------------------------------------------------------------------------------------------------------------------------------------------------------------------------------

## FEATURES

<b>Digital Control</b>	7-inch integrated digital control screen. Displays the total lifetime usage of the BUBLIING and individual usage time.
<b>Options</b>	<b>Bubliing Fresh Air:</b> Non-adjustable and noise-free system. <b>CO<sub>2</sub> and humidity sensor:</b> Air quality information displayed on the Digital Control Screen. <b>Interior metal monitor mount:</b> With VESA mounting. Monitor not included. Monitor size: 13-42 in. <b>Exterior metal monitor mount:</b> With VESA mounting. Monitor not included. Monitor size: 37-70 in. <b>White exterior writing board:</b> 1594x910 mm / 62,80x35,83 in.

## POWER

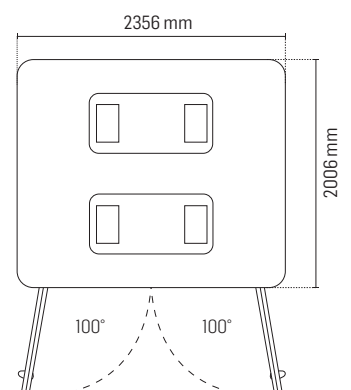
<b>Electrical Equipment</b>	<b>4x Schuko sockets 220V-240V.</b> <b>1x USB-C port 12W.</b> <b>1x USB-A port 12W.</b> <b>1x RJ45 network socket.</b> Additional port: HDMI port.
<b>Standard Consumption</b>	118 W.
<b>Standby Consumption</b>	0,74 W.
<b>Equipment Power</b>	AC output (electric socket); 100-240 VAC, 16 A, 50-60 Hz.
<b>Charger Output</b>	12W USB-C output.

## SAFETY

<b>Fire Resistance</b>	All upholstery, covering materials, and acoustic materials used in our products are tested and rated according to national or international standards.  Fabrics: EN 13501-1 Adhered Class B, s1, d0. Foams: ISO 3795. Carpet: EN 13501-1 Cfl – s1. Wood: EN 13986, Class D-s2, d0.
<b>Seismic Resistance</b>	The BUBLIING can be supplied with a system that allows floor anchoring, available for seismic regions.

## SPACE AND INSTALLATION

<b>Required Space</b>	The width of the BUBLIING is 2006 mm / 78,98 in. With the door opened at 100°, an additional 949 mm / 37,36 in should be considered. To ensure proper ventilation, a minimum clearance of 150 mm / 5,91 in, is recommended above and on the sides.
<b>Installation Space</b>	Installation requires 500 mm / 19,69 in of clearance around the BUBLIING.
<b>Leveling</b>	The floor must not have a deviation greater than $\pm 8$ mm / $\pm 0,31$ in.
<b>Assembly</b>	<b>Estimated assembly time:</b> $\pm 2$ hours. <b>Number of people:</b> 3 persons.



## BUBLIING XL PRM | STANDARD FURNITURE



**RETRACTABLE TABLE**  
1200x700x730 mm.  
47,24x27,56x28,74 in.



**RETRACTABLE SOFAS**  
1560x461x465 mm.  
61,42x18,15x18,31 in.



**RETRACTABLE SOFA**  
840x180mm.  
33,07x7,09 in.



**SUPPORT BARS**  
With a height of 850 mm / 33,46 in.



**COAT HOOKS**  
2 units at 1200 mm / 47,24 in.

## BUBLIING XL PRM | OPTIONAL FURNITURE



**NON-RETRACTABLE SOFA**  
1720x570x450 mm.  
67,72x22,44x17,72 in.



**CUSHION FOR NON-RETRACTABLE SOFA**  
500x300 mm.  
19,69x11,81 in.

## BUBLIING XL PRM | STANDARD FEATURES



### CONNECTIVITY

4x Schuko sockets 220V-240V.  
1x USB-C port 12W.  
1x USB-A port 12W.  
1x RJ45 network socket 12W.



### DIGITAL CONTROL SCREEN

7-inch integrated.



### PRESENCE INDICATORS

LED in red or green light.  
2 units.

## BUBLIING XL PRM | OPTIONAL FEATURES



### BUBLIING FRESH AIR

Non-adjustable and noise-free system.



### CO<sub>2</sub> AND HUMIDITY SENSOR

Air quality information on the Digital Control Screen.



### INTERIOR MONITOR MOUNT

Monitor not included.  
Size: 13-42 in.




### EXTERIOR MONITOR MOUNT

Monitor not included.  
Size: 37-70 in.



### EXTERIOR WRITING BOARD

1594x910 mm.  
62,80x35,83 in.



## BUBLIING XL PRM | FINISHES





### INTERIOR FINISH

 Beige CSE01	 Light Blue CSE38
 Light Grey CSE41	 Navy Blue CSE40
 Charcoal Grey CSE13	 Coral Red CSE24
 Brown Beige CSE02	 Classic Red CSE29
 Tea Green CSE33	 Yellow CSE03
 Olive Green CSE34	 Mustard CSE31




### EXTERIOR COATING

 White RAL 9003 MATE	 Dark Blue RAL 5001 MATE
 Light Grey RAL 9002 MATE	 Light Blue RAL 5014 MATE
 Dark Grey RAL 7039 MATE	 Dark Green RAL 6028 MATE
 Black RAL 9005 MATE	 Light Green RAL 6021 MATE
 Beige RAL 1001 MATE	 Red Beige RAL 3012 MATE

### INTERIOR FLOORING

 Beige 393100
 Brown 327260
 Dark grey 393350
 Light Grey 393300

### TABLETOP

 Plywood with white laminated	 Plywood with anti-fingerprint black laminated	 Plywood with oak laminated
---------------------------------------------------------------------------------------------------------------------	-----------------------------------------------------------------------------------------------------------------------------------------	-------------------------------------------------------------------------------------------------------------------

Due to different monitor and printer settings, the appearance of finishes may vary slightly from the actual finish. To ensure the selected finishes meet your expectations, please consult physical samples or contact a BUBLIING representative.

WORK WELL, LIVE BETTER  
WITH **BUBLING XL PMR**



WORK WELL, LIVE BETTER  
WITH **BUBLIING XL PMR**